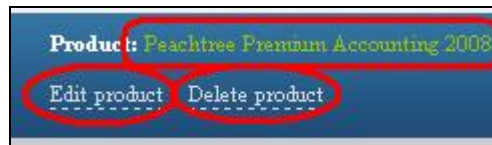


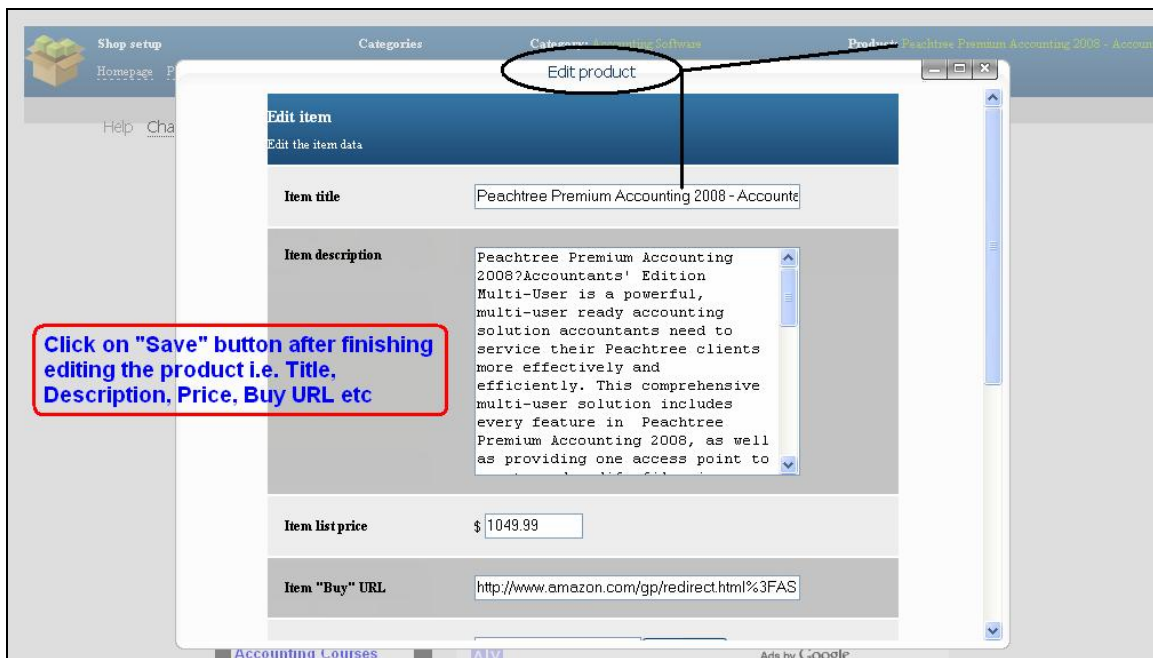
Manual 5 – Editing and Deleting Products

4. Product

The StoreStacker admin section also provides you with the ability to manage individual products and allows you to edit and/or delete any product you wish. In order to manage your individual products, first select the product in your preview area, then click Edit product or Delete product.



4. I. Edit Product



Shop setup
Homepage P
Help Cha

Categories
Categories: Accounting Software

Product: Peachtree Premium Accounting 2008 - Account

Edit product

Edit item
Edit the item data

Item title
Peachtree Premium Accounting 2008 - Account

Item description
Peachtree Premium Accounting 2008?Accountants' Edition Multi-User is a powerful, multi-user ready accounting solution accountants need to service their Peachtree clients more effectively and efficiently. This comprehensive multi-user solution includes every feature in Peachtree Premium Accounting 2008, as well as providing one access point to

Item list price
\$ 1049.99

Item "Buy" URL
<http://www.amazon.com/gp/redirect.html%3FAS>

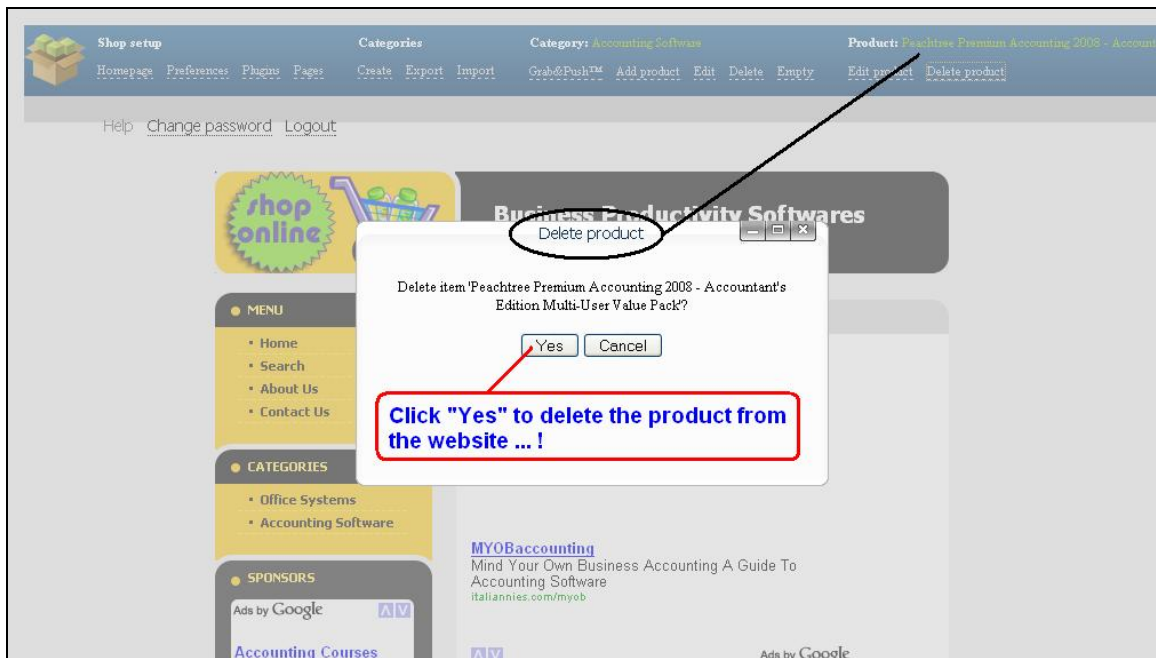
Accounting Courses

7/1/11

Ads by Google

Click on "Save" button after finishing editing the product i.e. Title, Description, Price, Buy URL etc

4. II. Delete Product



Once done with the product section, your StoreStacker site is ready to go. You can now continue editing and pulling products or move on to your next project!